

19



Europäisches Patentamt
European Patent Office
Office européen des brevets

11 Publication number:

**0 290 819
A2**

12

EUROPEAN PATENT APPLICATION

21 Application number: 88106141.0

51 Int. Cl.⁴: **A61K 31/505** , **C07D 475/02** ,
C07D 475/04 , **C07D 475/06** ,
C07D 475/08

22 Date of filing: 18.04.88

30 Priority: 14.05.87 IT 2051687

71 Applicant: **BIORESEARCH SpA**
Via Ciro Menotti 1/A
Milano(IT)

43 Date of publication of application:
17.11.88 Bulletin 88/46

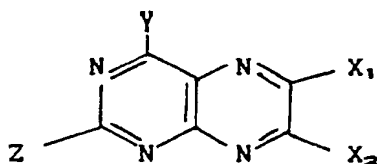
72 Inventor: **Gennari, Federico**
Via Leonardo da Vinci
Truccazzano (MI)(IT)

84 Designated Contracting States:
AT BE CH DE ES FR GB GR IT LI LU NL SE

74 Representative: **Gervasi, Gemma, Dr.**
Studio Brevetti e Marchi NOTARBARTOLO &
GERVASI 33, Viale Bianca Maria
I-20122 Milano(IT)

54 Pteridines suitable for the preparation of pharmaceutical compositions with anti-amnesic activity.

57 Pteridines of general formula (I):



(I)

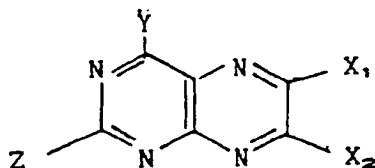
in which Y and Z, which can be identical or different, are hydrogen, OH or NH₂, and X₁ and X₂, which can be identical or different, are hydrogen, OH, C₁-C₄ alkyl, phenyl, hydroxymethyl or carboxyl, for the preparation of pharmaceutical compositions for treating cognitive pathologies characterised by memory and vigilance disturbances, such as senile dementia of Alzheimer type, multi-infarctual dementia, metabolic encephalopathies, Korsakoff's syndrome, and the consequences of the abuse of certain therapies such as anxiolytic and neuroleptic.

EP 0 290 819 A2

BEST AVAILABLE COPY

PTERIDINES SUITABLE FOR THE PREPARATION OF PHARMACEUTICAL COMPOSITIONS WITH ANTIAMNESIC ACTIVITY

This invention relates to pteridines suitable for the preparation of composition with anti-amnesic activity. More particularly, the invention relates to the use of pteridines of the following general formula:



70 in which Y and Z, which can be identical or different, are hydrogen, OH or NH₂, and X₁ and X₂, which can be identical or different, are hydrogen, OH, C₁-C₄ alkyl, phenyl, hydroxymethyl or carboxy, for the preparation of compositions with anti-amnesic activity.

The invention also relates to a process for preparing pteridines of general formula (I).

15 The pteridines are a class of substances present in numerous living species ranging from the invertebrates and birds to higher mammals including man. They can also be prepared synthetically.

Their biological significance and their participation in many enzymatic reactions have not yet been completely clarified, even though they have been the subject of numerous studies [H. Rembold and W. Gyure, *Angew. Chem. Internat. Edit.* vol II (1972), No. 12, pp 1061, 1072].

20 We have now surprisingly found that natural or synthetic pteridines of general formula (I) demonstrate activity of positive nootropic type in a test traditionally used in selecting molecules of anti-amnesic activity, namely the test of activity towards amnesia induced by electroshock treatment.

Said test, as described by Butler et al. (*J. Medicinal Chem.* 27, 684, 1984), enables the activity of products able to antagonise retrograde amnesia induced by electroconvulsive shock in the mouse to be evaluated.

25 It consists of the following operations:

a) conditioning the animal to avoid entering, in a single attempt, a dark chamber in which it would receive an electric shock its paws (passive avoidance);

b) induce retrograde amnesia by electroshock treatment;

30 c) administer the products under examination to the animal;

d) evaluate the persistence or non-persistence of the conditioning as an index of the absence or, respectively, presence of the amnesia.

The percentage of animals showing retention of the condition after introduction of the amnesia is an index of the anti-amnesic activity of the product under examination.

35 Table 1 shows the results of the use of pteridines of formula (I) in the aforesaid test, showing the percentages of inversion of the amnesia at various doses compared with the control group not subjected to electroshock treatment.

The dose-effect curve is bell-shaped, ie increasing the dose first causes an increase in the effect and then a decrease therein. This pattern is typical of products which influence the cognitive functions.

40 The greatest effect was observed in the tests at an orally administered dose of 2.5 mg/kg with the products BR 474 and BR 467. In these tests the amnesic action of the electroshock treatment is practically nullified, as demonstrated by the fact that the percentages of animals retaining the conditioning are entirely similar to the control group percentages not subjected to electroshock treatment.

The products were administered orally 90 minutes before evaluating the retention of the conditioning.

45 Those animals which did not enter the conditioning chamber within 60 seconds were considered amnesia-free.

TABLE 1

No.	CODE	Pteridines of formula (I)	Y	Z	X ₁	X ₂	% AMNESIA INVERSION		
							Dose mg/kg/os		
							1.25	2.5	5
1	BR 482	2-amino-4,6,7-trihydroxy pteridine (leucopterin)	OH	NH ₂	OH	OH	31,6	86,3	31,6
2	BR 483	2-amino-4,6-dihydroxy pteridine (xanthopterine)	OH	NH ₂	OH	H	9,0	20,6	20,6
3	BR 465	2-amino-4-hydroxy-6- methylpteridine	OH	NH ₂	CH ₃	H	37,5	65,9	57,9
4	BR 466	2-amino-4-hydroxy-7- methylpteridine	OH	NH ₂	H	CH ₃	38,1	55,7	42,2
5	BR 476	2-amino-4-hydroxy-6- phenylpteridine	OH	NH ₂	C ₆ H ₅	H	24,9	57,9	16,9
6	BR 477	2-amino-4-hydroxy-7- phenylpteridine	OH	NH ₂	H	C ₆ H ₅	31,7	72,7	18,1

TABLE 1 (continued)

No.	CODE	Pteridines of formula (I)	Y	Z	X ₁	X ₂	% AMNESIA INVERSION		
							Dose mg/kg/os		
							1.25	2.5	5
7	BR 464	2-amino-4-hydroxy-6-hydroxyethylpteridine	OH	NH ₂	CH ₂ OH	H	21.5	31.8	31.8
8	BR 469	2-amino-4-hydroxy-6-carboxymethylpteridine	OH	NH ₂	COOH	H	9.0	18.1	0
9	BR 468	2-amino-4-hydroxy-pteridine	OH	NH ₂	H	H	54.6	57.2	57.2
10	BR 467	2-amino-4-hydroxy-6,7-dimethylpteridine	OH	NH ₂	CH ₃	CH ₃	50.3	100.0	71.5
11	BR 474	2,4-diamino-6,7-dimethylpteridine	NH ₂	NH ₂	CH ₃	CH ₃	12.4	102.6	71.6
12	BR 470	2-amino-6,7-dimethylpteridine	H	NH ₂	CH ₃	CH ₃	59.0	59.0	37.4
13	BR 471	2,4-hydroxy-6,7-dimethylpteridine	OH	OH	CH ₃	CH ₃	50.8	75.4	63.3
14	BR 472	4-hydroxy-6,7-dimethylpteridine	OH	H	CH ₃	CH ₃	25.0	56.8	25.0

The pharmacological results obtained in the test demonstrate the effectiveness of the pteridines according to the invention in reducing experimentally induced amnesia and thus the importance of their use in the treatment of cognitive pathologies characterised by memory and vigilance disturbances which are encountered in old age, in some pathologies such as senile dementia of Alzheimer type, multiinfarctual dementia, metabolic encephalopathies and Korsakoff's syndrome, and as a consequence of the abuse of certain therapies (anxiolytic, neuroleptic).

Said pteridines can be used for preparing both injectable forms and oral formulations such as tablets, pills, delayed release capsules, gastroresistant tablets, sachets, syrups, extemporaneous syrups, delayed release syrups and other forms normally used in pharmaceuticals.

The pteridines of formula (I) are known products which can be prepared by various methods, such as the method described by C.B. Storm et al. in J. Org. Chem., 36, 3925 (1971).

Advantageously, pteridines of formula (I) are prepared by the process of the present invention, which is based on condensing suitable amino derivatives of pyrimidine with suitable dicarbonyl compounds, in an

aqueous medium in the presence of sodium sulphite, at controlled pH.

The process for preparing pteridines of formula (I) according to the present invention is characterised by the following stages of implementation:

- a) adding an aqueous suspension of a pyrimidine amino derivative to a mixture formed from a dicarbonyl compound and an aqueous sodium sulphite solution of pH between 7 and 8;
- b) condensing the pyrimidine derivative with the dicarbonyl compound at controlled pH between 7 and 8;
- c) filtering off the precipitate and redispersing it in distilled water;
- d) dissolving it by alkaline or acid treatment;
- e) treating with activated carbon;
- f) crystallizing.

These and further characteristics of the process according to the invention will be more apparent from the detailed description given hereinafter of some preferred embodiments of the process.

Said pyrimidine amino derivative is for example: 2,4,5-triamino-6-hydroxypyrimidine, 2,4,5,6-tetraaminopyrimidine, 4,5,6-triamino-pyrimidine, 5,6-diamino-2,4-dihydroxypyrimidine, 4,5-diamino-6-hydroxypyrimidine and the like, and said dicarbonyl compound is for example diacetyl-(2,3-butanedione), glyoxal and the like.

The pyrimidine amino derivative is finely ground to below 200 microns and suspended in distilled water to the extent of 10-20 kg/100 litres.

Separately, a solution of Na_2SO_3 in distilled water is prepared with a concentration of 5-20 kg/100 litres. This solution is treated with 6 N HCl to adjust the pH to between 7 and 8, after which the dicarbonyl compound is added to the extent of 1-3 kg/100 litres of solution, controlling the pH at between 7 and 8 by adding 6 N HCl.

The pyrimidine amino derivative suspension is added to this solution in a volume ratio of 1:3-1:5, under agitation, while controlling the pH at between 7 and 8 by adding a NaOH solution, and the reaction is effected at a temperature of between ambient and 70°C for 1-2 hours.

The formed precipitate is recovered by filtration, washed with distilled water, redispersed in distilled water to the extent of 1.5-4 kg/100 litres and dissolved by treating with Na_2CO_3 or HCl at a temperature of between ambient and the solution boiling point, according to the type of compound prepared.

The solution is clarified by treatment with activated carbon, the solution pH corrected to 8-9 and crystallization carried out at a temperature of $4-20^\circ\text{C}$, the pH correction being done by adding 6 N HCl or 40% NaOH according to the solution characteristics.

The following examples illustrate the process for preparing certain pteridines according to the invention, but these examples are given for the purpose of non-limiting illustration only.

Some examples are also given of the preparation of compounds containing said pteridines for anti-amnesic use.

EXAMPLE 1

Preparation of 2-amino-4-hydroxy-6,7-dimethyl pteridine (BR 467).

10 kg of anhydrous sodium sulphite are dissolved in 100 litres of distilled water and the pH adjusted to 8 with 6 N hydrochloric acid. 1.6 litres of diacetyl-(2,3-butanedione) are added maintaining the pH at 8 by adding 6 N hydrochloric acid.

The mixture is agitated for 10 minutes.

Separately, 4 kg of 2,4,5-triamino-6-hydroxy pyrimidine sulphate finely ground to $200\ \mu$ are suspended in 25 litres of distilled water.

The suspension obtained is added in small portions under agitation to the mixture prepared as stated above, maintaining the pH at 8 by adding 40% NaOH. The addition is completed in a time of about 15 minutes and the reaction then allowed to go to completion at ambient temperature and pH 8, in a time of about 1 hour.

An intense yellow precipitate forms and is filtered off carefully and washed with distilled water until sulphite disappears from the wash water.

The precipitate obtained is homogeneously redispersed in 100 litres of distilled water.

The dispersion is heated to boiling and Na_2CO_3 added slowly until a complete solution forms.

0.4 kg of activated carbon are added and the mixture filtered hot.

While keeping the solution at boiling point, the pH is adjusted to 8 with 6 N HCl and the product allowed to crystallize at a temperature of 4° C.

It is filtered off, washed carefully with distilled water and dried under vacuum.

5 2.6 kg of yellow crystalline product is obtained which is insoluble in water but soluble in an aqueous alkaline environment.

On HPLC analysis (column: NUCLEOSIL SA 10 μ 250 x 4 mm; eluent: 0.02 M ammonium formate pH 4 / 20% methanol, flow 1 ml/min., U.V. detector 254 nm) the product shows a single peak with a retention time of 11.6 minutes.

10 The product ultraviolet spectrum shows an absorption maximum at 252 nm in 0.1 N NaOH with E₁% = 1163 (on dry substance).

On the average, the product is obtained with one molecule of water of crystallization.

Elementary analysis:	C ₈ H ₉ N ₅ O. H ₂ O		
	N	C	H
Calculated:	33.48	45.93	5.30
Found:	33.54	46.02	5.25

EXAMPLE 2

Preparation of 2-amino-4-hydroxy pteridine (BR 468)

30 10 kg of anhydrous sodium sulphite are dissolved in 100 litres of distilled water and the pH adjusted to 7 with 6 N hydrochloric acid. 3.6 litres of a 40% aqueous glyoxal solution are added maintaining the pH at 7 by adding 6 N hydrochloric acid.

The procedure of Example 1 is followed but with the difference that during the reaction the pH is maintained at 7.

35 On termination of the reaction an intense yellow precipitate is obtained, filtered off and carefully washed with distilled water until sulphite disappears from the wash water.

This precipitate is homogenously redispersed in 100 litres of distilled water.

The dispersion is heated until boiling and Na₂CO₃ added until a complete solution forms.

40 While keeping the solution boiling, the pH is adjusted with 6 N hydrochloric acid up to the solubility limit (about pH 9).

The product is allowed to crystallize at a temperature of 4° C, washed carefully with distilled water and dried under vacuum.

2.2 kg of yellow crystalline product are obtained which is insoluble in water but soluble in an aqueous alkaline environment.

45 On HPLC analysis (column: NUCLEOSIL SA 10 μ 250 x mm; eluent: 0.02 M ammonium formate pH 4 / 20% methanol, flow 1 ml/min., U.V. detector 254 nm) the product shows a single peak with a retention time of 8.7 minutes.

The product ultraviolet spectrum shows an absorption maximum at 251 nm in 0.1 N NaOH with E₁% = 1257 (on dry substance).

50 On the average, the product is obtained with 0.5 molecules of water of crystallization.

Elementary analysis:	C ₈ H ₉ N ₅ O. 0.5H ₂ O		
	N	C	H
Calculated:	40.68	41.86	3.51
Found:	40.53	41.53	3.39

EXAMPLE 3

5 Preparation of 2,4-diamino-6,7-dimethyl pteridine (BR 474).

10 10 kg of anhydrous sodium sulphite are dissolved in 100 litres of distilled water and the pH adjusted to 8 with 6 N hydrochloric acid. 1.6 litres of diacetyl-(2,3-butanedione) are added maintaining the pH at 8 by adding 6 N hydrochloric acid.

10 The mixture is agitated for 10 minutes.

Separately, 4.1 kg of 2,4,5-tetraamino pyrimidine sulphate finely ground to 200 μ are suspended in 25 litres of distilled water.

The suspension obtained is added in small portions under agitation to the mixture prepared as stated above, maintaining the pH at 8 by adding 40% NaOH.

15 The addition is completed in a time of about 15 minutes. The reaction mixture is heated to 60-70 °C and the reaction then allowed to go to completion at this temperature in a time of about 1 hour.

An intense yellow precipitate forms and after cooling is filtered off and carefully washed with distilled water until sulphite disappears from the wash water. The precipitate obtained is homogeneously redispersed in 150 litres of distilled water and redissolved by adding HCl to pH 2.

20 0.4 kg of activated carbon are added and the mixture filtered.

The filtrate pH is adjusted to 8 with 40% NaOH to precipitate the product.

It is filtered off, washed carefully with distilled water and dried under vacuum.

2.5 kg yellow crystalline product is obtained which is insoluble in water but soluble in dilute aqueous mineral acid solutions.

25 On HPLC analysis (column: NUCLEOSIL SA 10 μ 250 x 4 mm; eluent: 0.02 M ammonium formate pH 4 / 30% methanol, flow 1 ml/min., U.V. detector 254 nm) the product shows a single peak with a retention time of 12.6 minutes.

The product ultraviolet spectrum shows an absorption maximum at 244 nm in 0.1 N HCl with $E_{1\%}^{1\text{cm}}$ = 840 (on dry substance).

30 On the average, the product is obtained with 0.4 molecules of water of crystallization.

Elementary analysis:		$C_{10}H_{10}N_6O \cdot 0.4H_2O$		
		N	C	H
35	Calculated:	42.57	48.67	5.51
	Found:	42.49	48.63	5.48

40

EXAMPLE 4

45

Preparation of 2-amino-6,7-dimethyl pteridine (BR 470)

The procedure described in Example 1 is followed but using 3.7 kg of 4,5,6-triamino pyrimidine sulphate instead of 2,4,5-triamino-6-hydroxy pyrimidine sulphate.

50 2.4 kg of yellow crystalline product is obtained which is insoluble in water but soluble in an aqueous alkaline environment.

On HPLC analysis (column: NUCLEOSIL SA 10 μ 250 x 4 mm; eluent: 0.02 M ammonium formate pH 4 / 20% methanol, flow 1 ml/min., U.V. detector 254 nm) the product shows a single peak with a retention time of 9.5 minutes.

55

Elementary analysis:		$C_8H_8N_2$		
		N	C	H
5	Calculated:	39.98	54.84	5.18
	Found:	39.81	54.61	5.11

10 EXAMPLE 5

15 Preparation of 2,4-dihydroxy-6,7-dimethyl pteridine (BR 471)

The procedure described in Example 1 is followed but using 3.2 kg of 5,6-diamino-2,4-dihydroxy pyrimidine sulphate and heating to 60-70 °C as in Example 3 instead of operating at ambient temperature.

2.1 kg of yellow crystalline product is obtained which is insoluble in water but soluble in aqueous alkaline environment.

On HPLC analysis (column: NUCLEOSIL SA 10 μ 250 x 4 mm; eluent: 0.02 M ammonium formate pH 4 / 20% methanol, flow 1 ml/min., U.V. detector 254 nm) the product shows a single peak with a retention time of 10.4 minutes.

On the average the product is obtained with one molecule of water of crystallization.

Elementary analysis:		$C_8H_8N_2O \cdot H_2O$		
		N	C	H
30	Calculated:	26.66	45.71	4.80
	Found:	26.73	45.92	4.87

35 EXAMPLE 6

40 Preparation of 4-hydroxy-6,7-dimethyl pteridine (BR 472)

The procedure described in Example 5 is followed but using 3.7 kg of 4,5-diamino-6-hydroxy pyrimidine sulphate.

2.4 kg of yellow crystalline product is obtained which is insoluble in water but soluble in an aqueous alkaline environment.

On HPLC analysis (column: NUCLEOSIL SA 10 μ 250 x 4 mm; eluent: 0.02 M ammonium formate pH 4 / 20% methanol, flow 1 ml/min., U.V. detector 254 nm) the product shows a single peak with a retention time of 9.1 minutes.

On the average the product is obtained with 0.2 molecules of water of crystallization.

Elementary analysis:		$C_8H_8N_2O \cdot 0.2H_2O$		
		N	C	H
55	Calculated:	31.17	53.45	4.71
	Found:	31.03	53.38	4.65

EXAMPLE 7

5 Preparation of tablets

a) A 100 mg tablet contains:

2-amino-4-hydroxy-6,7-dimethyl pteridine 100 mg
 crosslinked carboxymethyl cellulose 50 mg
 10 magnesium stearate 10 mg
 microcrystalline cellulose to make up to 400 mg

b) A 100 mg tablet contains:

2,4-diamino-6,7-dimethyl pteridine 100 mg
 corn starch 80 mg
 15 polyvinylpyrrolidone 20 mg
 magnesium stearate 10 mg

c) A 100 mg tablet contains:

2,4-dihydroxy-6,7-dimethyl pteridine 100 mg
 sodium chloride 50 mg
 20 polyvinylpyrrolidone 20 mg
 corn starch to make up to 400 mg

d) A 100 mg tablet contains:

2-amino-4-hydroxy pteridine 100 mg
 crosslinked carboxymethyl cellulose 50 mg
 25 magnesium stearate 10 mg
 microcrystalline cellulose to make up to 400 mg

EXAMPLE 8

30

Preparation of capsules

35 a) A 100 mg capsule contains:

2-amino-4-hydroxy-6,7-dimethyl pteridine 100mg
 mannitol 100 mg
 lactose 100 mg
 magnesium stearate 10 g

40 b) A 100 mg capsule contains:

2,4-diamino-4-hydroxy-6,7-dimethyl pteridine 100 mg
 mannitol 100 mg
 lactose 100 mg
 magnesium stearate 10 g

45

EXAMPLE 9

50

Preparation of gastroresistant tablets

a) A 100 mg tablet contains:

2-amino-4-hydroxy-6,7-dimethyl pteridine 100 mg
 55 crosslinked carboxymethyl cellulose 70 mg
 microcrystalline cellulose to make up to 400 mg

cellulose acetophthalate 20 mg
 diethylphthalate 6.4 mg
 silicone resin 3.6

b) A 100 mg tablet contains:

5 2,4-diamino-6,7-diethyl pteridine 100 mg
 crosslinked polyvinylpyrrolidone 100 mg
 sodium chloride 50 mg
 microcrystalline cellulose to make up to 400 mg
 cellulose acetophthalate 20 mg
 10 diethylphthalate 20 mg
 silicone resin 3.6 mg

c) A 100 mg tablet contains:

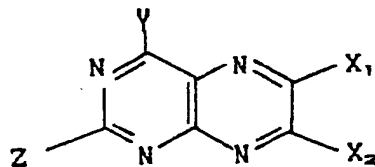
2-amino-6,7-dimethyl pteridine 100 mg
 sodium bicarbonate 100 mg
 15 citric acid 50 mg
 cellulose acetophthalate 20 mg
 diethylphthalate 6.4 mg
 silicone resin 3.6 mg

20

Claims

1. The use of pteridines of general formula (I):

25



(I)

30

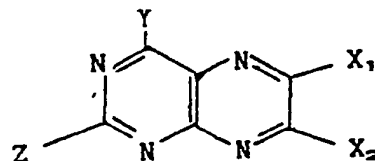
in which Y and Z, which can be identical or different, are hydrogen, OH or NH₂, and X₁ and X₂, which can be identical or different, are hydrogen, OH, C₁-C₄ alkyl, phenyl, hydroxymethyl or carboxyl, for the preparation of pharmaceutical compositions for the treatment of cognitive pathologies characterised by memory and vigilance disturbances, such as senile dementia of Alzheimer type, multiinfarctual dementia, metabolic encephalopathies, Korsakoff's syndrome, and the consequences of the abuse of certain therapies such as anxiolytic and neuroleptic.

35

2. Pharmaceutical compositions for treatment of cognitive pathologies characterised by memory and vigilance disturbances, such as senile dementia of Alzheimer type, multiinfarctual dementia, metabolic encephalopathies, Korsakoff's syndrome, and the consequences of the abuse of certain therapies such as anxiolytic and neuroleptic, comprising as active principle at least one pteridine of general formula (I):

40

45



(I)

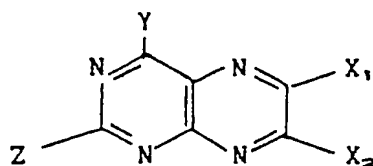
50 in which Y and Z, which can be identical or different, are hydrogen, OH or NH₂, and X₁ and X₂, which can be identical or different, are hydrogen, OH, C₁-C₄ alkyl, phenyl, hydroxymethyl or carboxyl.

3. Compositions as claimed in claim 2, presented in injectable form.

4. Compositions as claimed in claim 2, presented in forms suitable for oral use such as tablets, pills, capsules, delayed release capsules, gastroresistant tablets, sachets, syrups, extemporaneous syrups and delayed release syrups.

55

5. A process for preparing pteridines of the following general formula:



(I)

5

in which Y and Z, which can be identical or different, are hydrogen, OH or NH₂, and X₁ and X₂, which can be identical or different, are hydrogen, OH, C₁-C₄ alkyl, phenyl, hydroxymethyl or carboxyl, characterized

10 by the following stages of implementation:

- a) adding an aqueous suspension of a pyrimidine amino derivative to a mixture formed from a dicarbonyl compound and an aqueous sodium sulphite solution of pH between 7 and 8, while maintaining the pH continuously between 7 and 8;
- b) condensing said pyrimidine derivative with the dicarbonyl compound at controlled pH between 7 and 8;
- 15 c) filtering off the precipitate and redispersing it in distilled water;
- d) dissolving it by alkaline or acid treatment;
- e) treating with activated carbon;
- f) crystallizing.

20 6. A process as claimed in claim 5, characterised in that said pyrimidine amino derivative is 2,4,5-triamino-6-hydroxypyrimidine, 2,4,5,6-tetraaminopyrimidine, 4,5,6-triaminopyrimidine, 5,6-diamino-2,4-dihydroxypyrimidine, 4,5-diamino-6-hydroxypyrimidine and the like.

7. A process as claimed in claim 5, characterised in that said dicarbonyl compound is diacetyl, glyoxal or the like.

25 8. A process as claimed in claim 5, characterised in that said aqueous suspension is formed by grinding the pyrimidine amino derivative to less than 200 microns and suspending it in distilled water to the extent of 10-20 kg/litre.

9. A process as claimed in claim 5, characterised in that said mixture is prepared by dissolving Na₂SO₃ in distilled water to the extent of 5-20 kg/100 litres, treating with 6 N HCl to adjust the pH to between 7 and 8, and adding the dicarbonyl compound to the extent of 1-3 kg/100 litres of solution, while maintaining the pH at between 7 and 8 adding 6 N HCl.

10. A process as claimed in claim 5, characterised in that said pyrimidine amino derivative suspension is added to said mixture of the dicarbonyl compound and aqueous sodium sulphite solution in a volume ratio of between 1:3 and 1:5, while maintaining the pH at between 7 and 8 by adding a NaOH solution.

35 11. A process as claimed in claim 5, characterised in that said condensation reaction is conducted at a temperature between ambient and 70 °C for 1-2 hours.

12. A process as claimed in claim 5, characterised in that said precipitate is redispersed in distilled water to the extent of 1.5-4 kg/100 litres.

40 13. A process as claimed in claim 5, characterised in that said dissolving is effected by treatment with Na₂CO₃ or HCl at a temperature between ambient and the solution boiling point.

14. A process as claimed in claim 5, characterised in that for said crystallization the solution is adjusted to pH 8-9 and to a temperature of 4-20 °C.

45

50

55

THIS PAGE BLANK (USPTO)

12 **EUROPEAN PATENT APPLICATION**

21 Application number: 88106141.0

51 Int. Cl.⁵: **A61K 31/505, C07D 475/02,**
C07D 475/04, C07D 475/06,
C07D 475/08

22 Date of filing: 18.04.88

30 Priority: 14.05.87 IT 2051687

71 Applicant: **BIORESEARCH SpA**
Via Ciro Menotti 1/A
Milano(IT)

43 Date of publication of application:
17.11.88 Bulletin 88/46

72 Inventor: **Gennari, Federico**
Via Leonardo da Vinci
Truccazzano (MI)(IT)

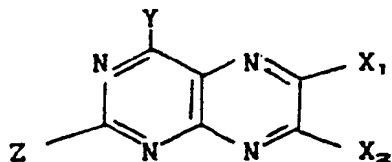
84 Designated Contracting States:
AT BE CH DE ES FR GB GR IT LI LU NL SE

88 Date of deferred publication of the search report:
10.10.90 Bulletin 90/41

74 Representative: **Gervasi, Gemma, Dr.**
Studio Brevetti e Marchi NOTARBARTOLO &
GERVASI 33, Viale Bianca Maria
I-20122 Milano(IT)

54 **Pteridines suitable for the preparation of pharmaceutical compositions with anti-amnesic activity.**

57 Pteridines of general formula (I):



(I)

in which Y and Z, which can be identical or different, are hydrogen, OH or NH₂, and X₁ and X₂, which can be identical or different, are hydrogen, OH, C₁-C₄ alkyl, phenyl, hydroxymethyl or carboxyl, for the preparation of pharmaceutical compositions for treating cognitive pathologies characterised by memory and vigilance disturbances, such as senile dementia of Alzheimer type, multi-infarctual dementia, metabolic encephalopathies, Korsakoff's syndrome, and the consequences of the abuse of certain therapies such as anxiolytic and neuroleptic.

EP 0 290 819 A3



DOCUMENTS CONSIDERED TO BE RELEVANT					
Category	Citation of document with indication, where appropriate, of relevant passages	Relevant to claim	CLASSIFICATION OF THE APPLICATION (Int. Cl. 4)		
A	EP-A-0 164 964 (BOARDS OF REGENTS THE UNIVERSITY OF TEXAS SYSTEM) * Claims 1,7; abstract; page 12, line 31 - page 13, line 10 * --	1,2,4	A 01 K 31/505 C 07 D 475/02 C 07 D 475/04 C 07 D 475/06 C 07 D 475/08		
A,P	PATENT ABSTRACTS OF JAPAN, vol. 11, no. 167 (C-425)(2614), 28th May 1987; & JP-A-61 293 982 (KANEGAFUCHI CHEM IND CO LTD) 24 12 1986 (Cat.A) * Abstract * --	1,2			
A,D	JOURNAL OF ORGANIC CHEMISTRY, vol. 36, no. 25, 1971, pages 3925-3927 C.B. STORM: "Preparation of 6-substituted pterins via the isay reaction" * Page 3926, left-hand column, compounds 2a-2e * --	1	TECHNICAL FIELDS SEARCHED (Int. Cl. 4) A 61 K 31/00 C 07 D 475/00		
A	CHEMICAL ABSTRACTS, vol. 98, no. 9, 28th February 1983, page 450, abstract 69922t, Columbus, Ohio, US; J.H. YOUNG et al.: "Reduced levels of biopterin and dihydropteridine reductase in Alzheimer-type dementia" & J. CLIN. EXP. GERONTOL. 1982, 4(4), 389-402 * Abstract * --	1			
The present search report has been drawn up for all claims					
Place of search Berlin		Date of completion of the search 09-04-1990	Examiner HASS		
<p style="text-align: center;">CATEGORY OF CITED DOCUMENTS</p> <table style="width: 100%; border: none;"> <tr> <td style="width: 50%; border: none;"> <p>X : particularly relevant if taken alone</p> <p>Y : particularly relevant if combined with another document of the same category</p> <p>A : technological background</p> <p>O : non-written disclosure</p> <p>P : intermediate document</p> </td> <td style="width: 50%; border: none;"> <p>T : theory or principle underlying the invention</p> <p>E : earlier patent document, but published on, or after the filing date</p> <p>D : document cited in the application</p> <p>L : document cited for other reasons</p> <p>& : member of the same patent family, corresponding document</p> </td> </tr> </table>				<p>X : particularly relevant if taken alone</p> <p>Y : particularly relevant if combined with another document of the same category</p> <p>A : technological background</p> <p>O : non-written disclosure</p> <p>P : intermediate document</p>	<p>T : theory or principle underlying the invention</p> <p>E : earlier patent document, but published on, or after the filing date</p> <p>D : document cited in the application</p> <p>L : document cited for other reasons</p> <p>& : member of the same patent family, corresponding document</p>
<p>X : particularly relevant if taken alone</p> <p>Y : particularly relevant if combined with another document of the same category</p> <p>A : technological background</p> <p>O : non-written disclosure</p> <p>P : intermediate document</p>	<p>T : theory or principle underlying the invention</p> <p>E : earlier patent document, but published on, or after the filing date</p> <p>D : document cited in the application</p> <p>L : document cited for other reasons</p> <p>& : member of the same patent family, corresponding document</p>				

EPO Form 1503 03/92



DOCUMENTS CONSIDERED TO BE RELEVANT			
Category	Citation of document with indication, where appropriate, of relevant passages	Relevant to claim	CLASSIFICATION OF THE APPLICATION (Int. Cl. 4)
A,P	CHEMICAL ABSTRACTS, vol. 106, no. 21, 25th May 1987, page 525, abstract 174040k, Columbus, Ohio, US; M. SAWADA et al.: "Tyrosine hydroxylase, tryptophan hydroxylase, biopterin, and neopterin in the brains of normal controls and patients with senile dementia of Alzheimer type" & J. NEUROCHEM. 1987, vol. 48, no. 3, pages 760-764 (Cat. A) * Abstract * --	1	
A,P	CHEMICAL ABSTRACTS, vol. 107, no. 9, 31st August 1987, page 513, abstract 75549x Columbus, Ohio, US; S.A. JONES et al.: "Tetrahydrobiopterin metabolism in senile dementia of Alzheimer type" & BIOCHEM. SOC. TRANS. 1987, vol. 15, no. 4, pages 713,714 (Cat.A) * Abstract * --	1	TECHNICAL FIELDS SEARCHED (Int. Cl. 4)
A,D	ANGEWANDTE CHEMIE, INTERNATIONAL EDITION IN ENGLISH, vol. 11, no. 12, 1972, pages 1061-1072; H. REMBOLD et al.: "Biochemistry of the pteridines" * The whole article * -----		
The present search report has been drawn up for all claims			
Place of search		Date of completion of the search	Examiner
CATEGORY OF CITED DOCUMENTS		T : theory or principle underlying the invention E : earlier patent document, but published on, or after the filing date D : document cited in the application L : document cited for other reasons & : member of the same patent family, corresponding document	
X : particularly relevant if taken alone Y : particularly relevant if combined with another document of the same category A : technological background O : non-written disclosure P : intermediate document			

EPO Form 1503 03 82

THIS PAGE BLANK (USPTO)

**This Page is Inserted by IFW Indexing and Scanning
Operations and is not part of the Official Record**

BEST AVAILABLE IMAGES

Defective images within this document are accurate representations of the original documents submitted by the applicant.

Defects in the images include but are not limited to the items checked:

- BLACK BORDERS
- IMAGE CUT OFF AT TOP, BOTTOM OR SIDES
- FADED TEXT OR DRAWING
- BLURRED OR ILLEGIBLE TEXT OR DRAWING
- SKEWED/SLANTED IMAGES
- COLOR OR BLACK AND WHITE PHOTOGRAPHS
- GRAY SCALE DOCUMENTS
- LINES OR MARKS ON ORIGINAL DOCUMENT
- REFERENCE(S) OR EXHIBIT(S) SUBMITTED ARE POOR QUALITY
- OTHER: _____

IMAGES ARE BEST AVAILABLE COPY.

As rescanning these documents will not correct the image problems checked, please do not report these problems to the IFW Image Problem Mailbox.

THIS PAGE BLANK (USPTO)